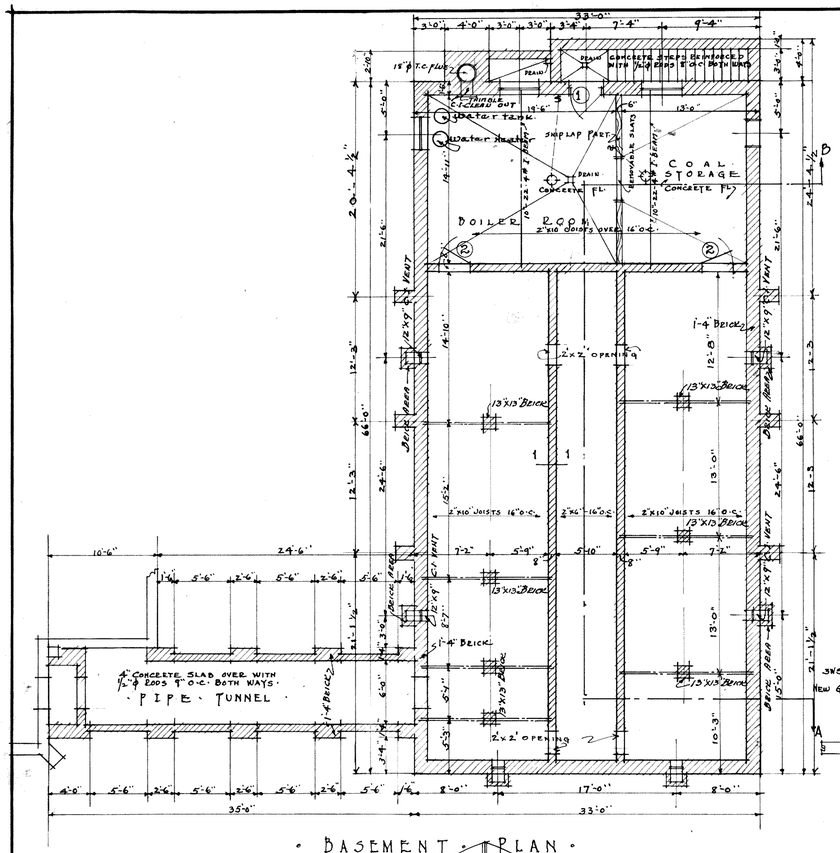


• BASEMENT • PLAN •




SECTION 1-1
3/4" = 1'-0"

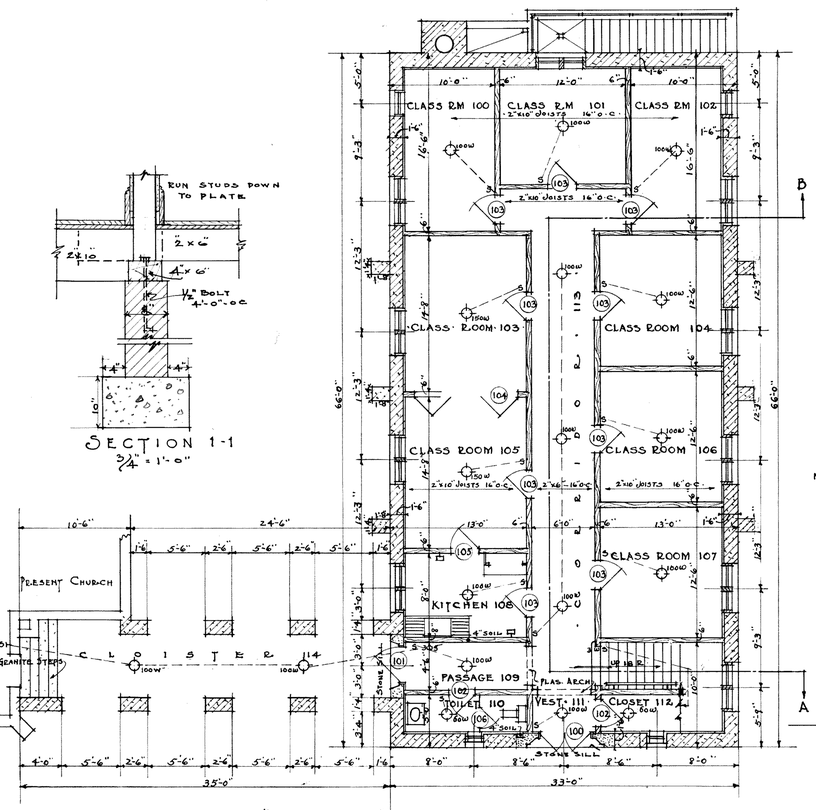


• FIRST • FLOOR • PLAN •

• SCALE • 1/8" = 1'-0" •

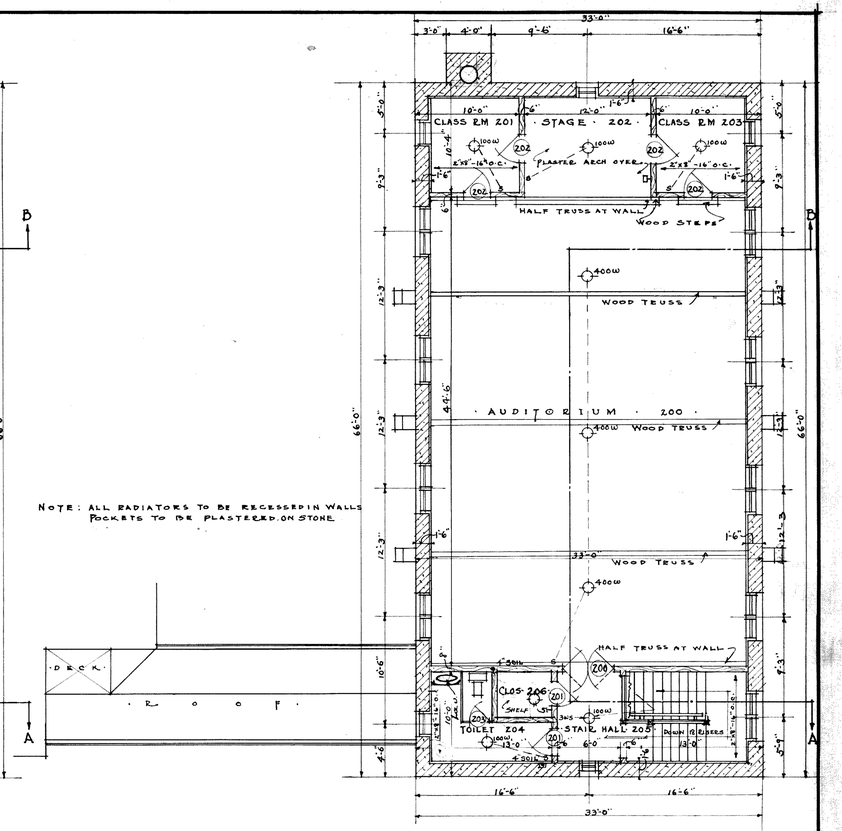


NOTE: ALL RADIATORS TO BE RECESSED IN WALLS POCKETS TO BE PLASTERED ON STONE

• SECOND • FLOOR • PLAN •

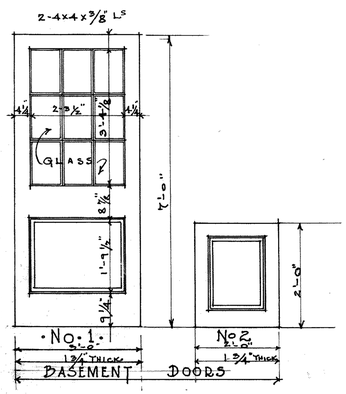


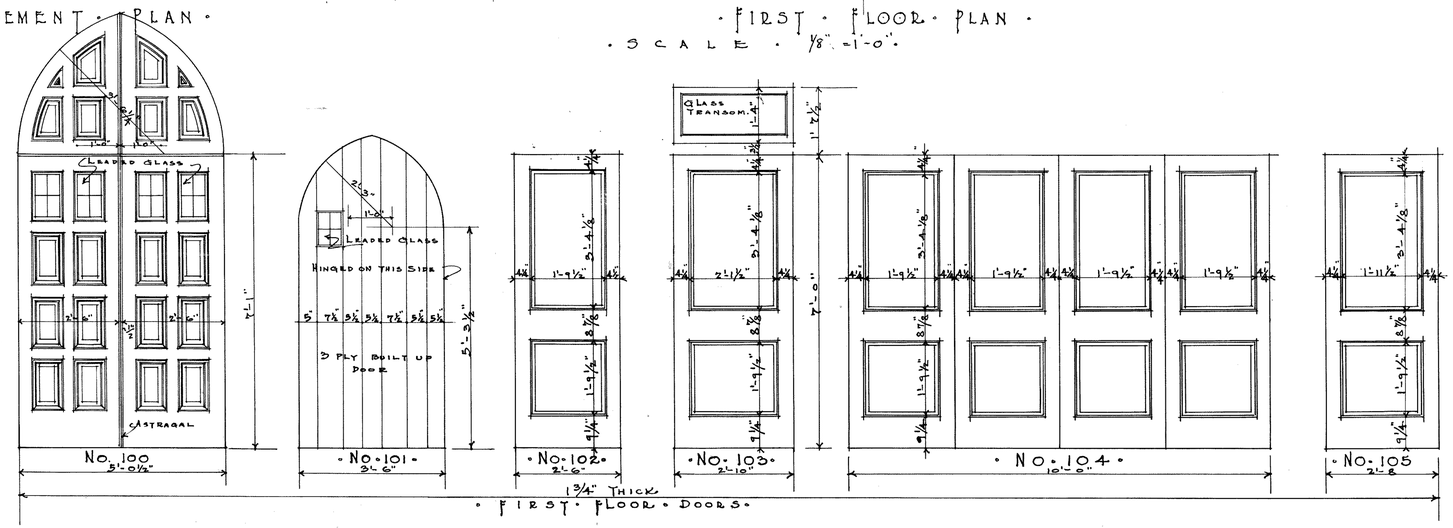


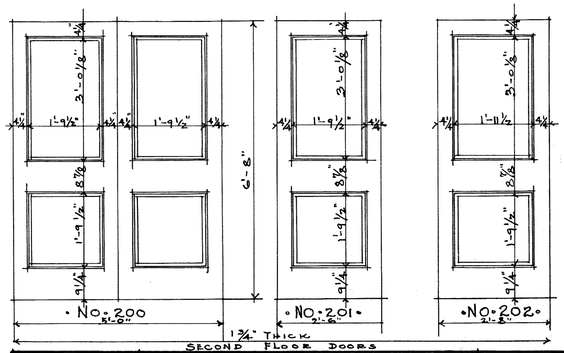


INTERIOR DOOR DETAILS
SCALE 1/2" = 1'-0"

| | |
|---|---|
| DRAWN BY DeLoi | FLOOR PLANS & DETAILS |
| TRACED BY CUDD DeLoi | PARISH HOUSE FOR ST. JOSEPH CHURCH |
| CHECKED BY W.C.N. | WEST DURHAM • N.C. |
| DATE 4-7-28 | NORTHUP & O'BRIEN ~ G.W. CARR. ASSOCIATE ARCHITECTS |
| REVISION | WINSTON-SALEM & DURHAM • N.C. |

COMMISSION 1014

1

SHEET No. 1

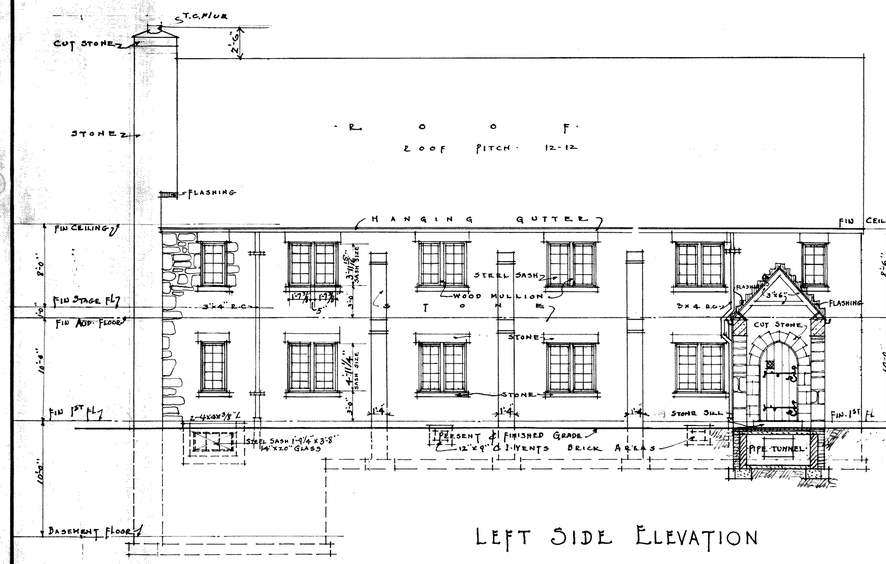


LEFT SIDE ELEVATION

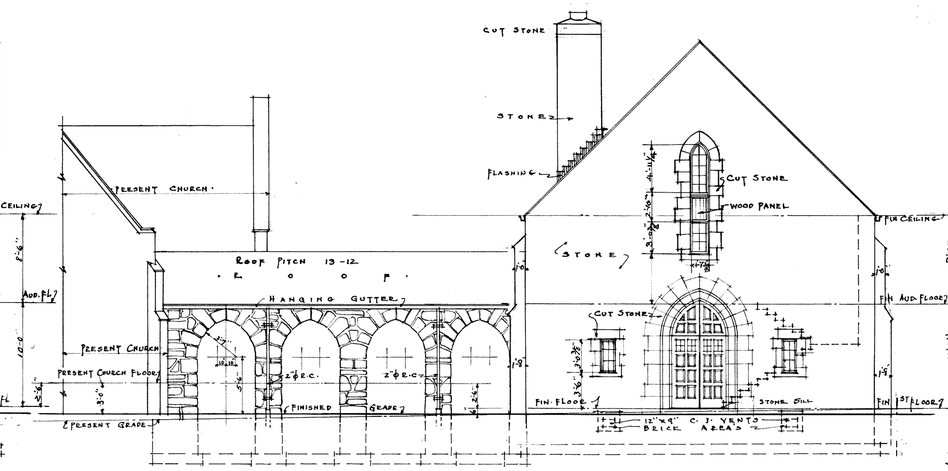


FRONT ELEVATION

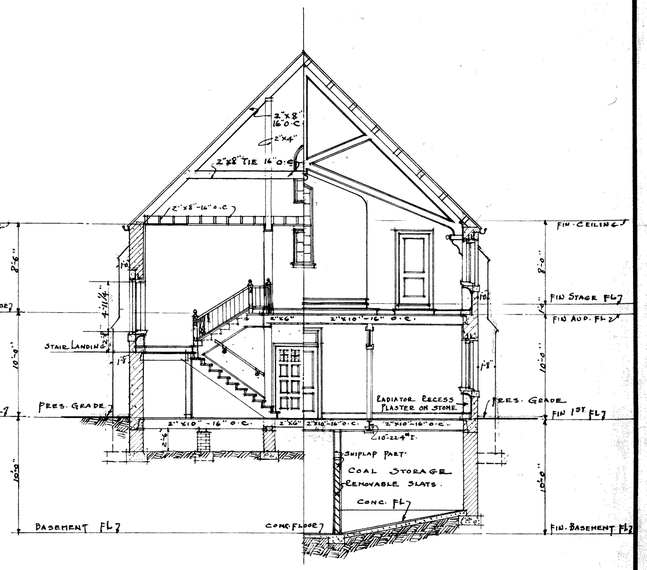


SECTION A & B

SCALE 1/8" = 1'-0"

NOTE:-
STEEL CASEMENT SASH THROUGHOUT BUILDING TO SWING OUT.

NOTE:-ALL OPENINGS HAVE 12x12 CONC. LINTEL WITH 3/4" ⌀ RODS UNLESS WHERE OTHERWISE SHOWN.

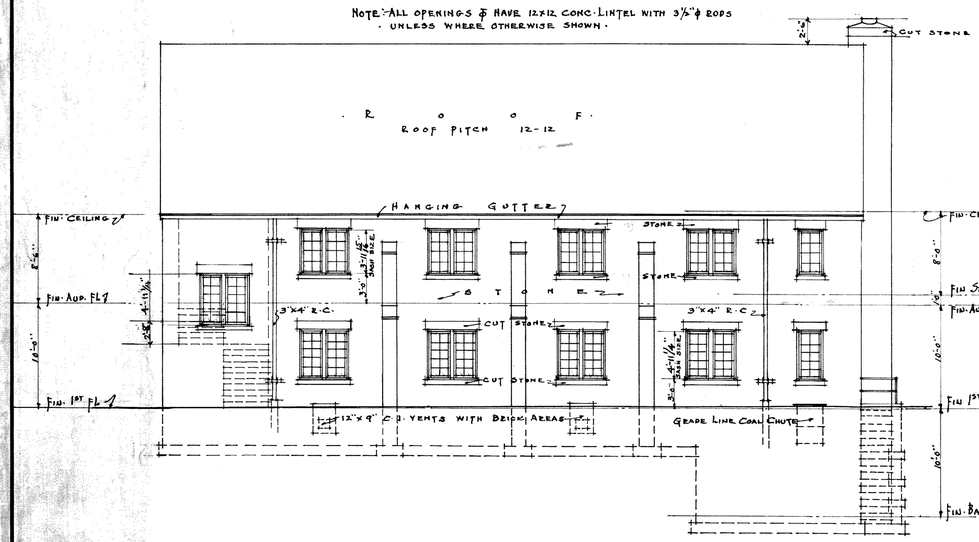


RIGHT SIDE ELEVATION

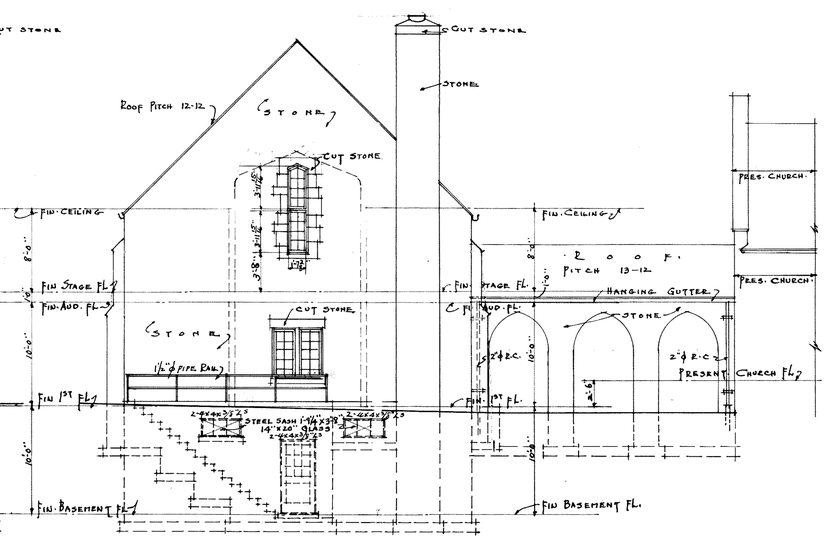


READ ELEVATION

SCALE 1/8" = 1'-0"

SECTION A & B

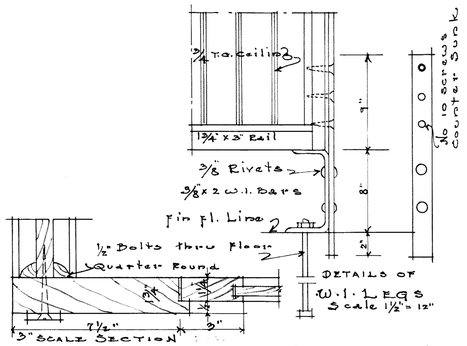


DETAILS OF TOILET PARTITIONS

| | | |
|---|---|---|
| DRAWN BY DE LOI | ELEVATIONS & SECTIONS | COMMISSION 1014 |
| TRACED BY DE LOI | PARISH HOUSE FOR ST JOSEPH CHURCH | 2 |
| CHECKED BY W.O.N | WEST DURHAM N.C. | |
| DATE 4-7-28 | NORTHUP & O'BRIEN ~ G.W. CARR ASSOCIATE ARCHITECTS | |
| REVISION | WINSTON-SALEM & DURHAM N.C. | SHEET NO 2 |

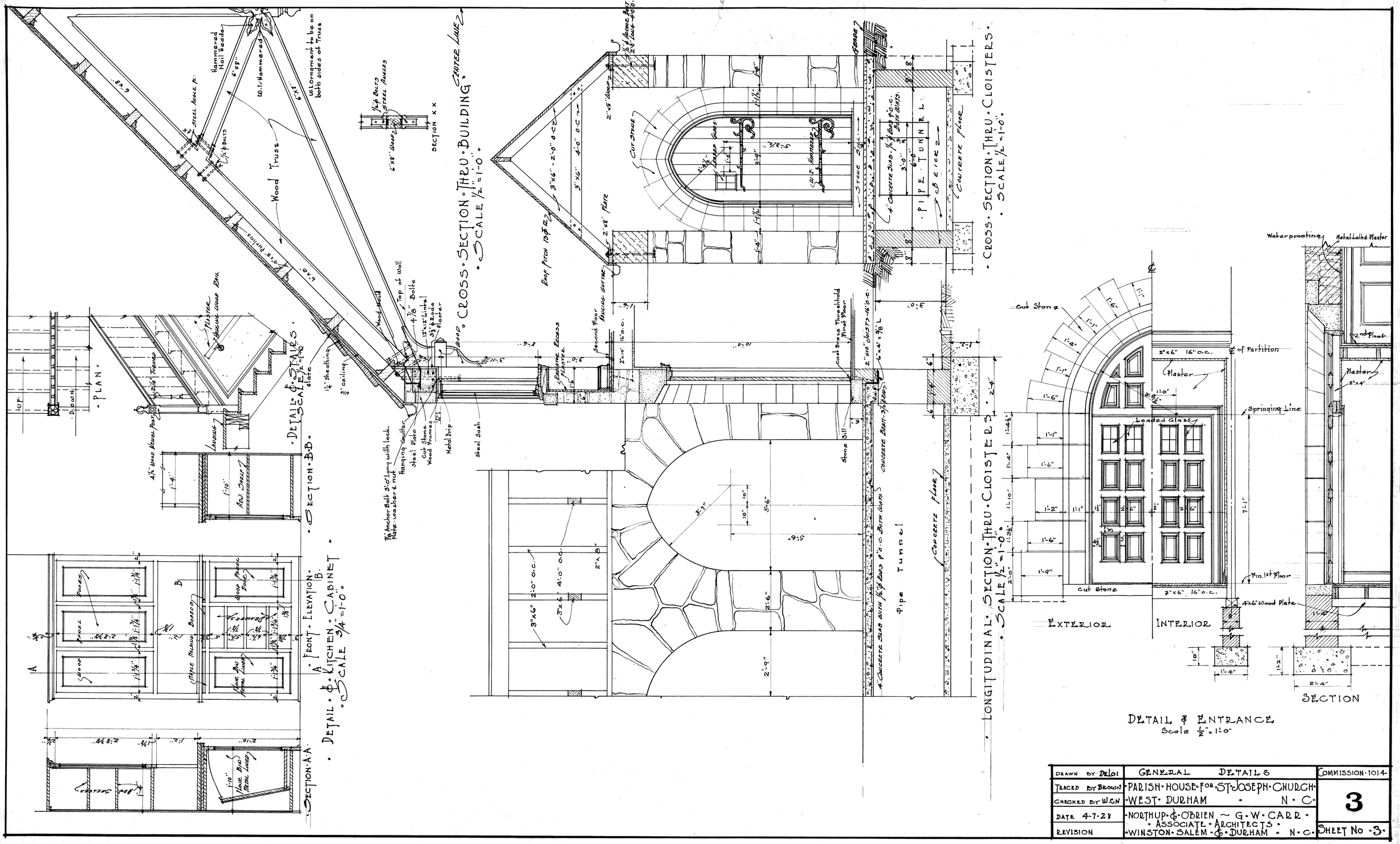


• Cross • Section • Thru • Building • Three Line •
• Scale 1/2" = 1'-0" •

• Cross • Section • Thru • Cloisters •
• Scale 1/2" = 1'-0" •

• Longitudinal • Section • Thru • Cloisters •
• Scale 1/2" = 1'-0" •

• Detail • Stairs •
• Scale 1/2" = 1'-0" •

• Detail • Kitchen • Cabinet •
• Scale 3/4" = 1'-0" •

Detail of Entrance
Scale 1/2" = 1'-0"

| | | |
|---|---|---|
| Drawn by DeLoi | General Details | Commission 1014 |
| Traced by Brown | Parish House for St. Joseph Church | 3 |
| Checked by W.G.N. | West Durham N. C. | |
| Date 4-7-28 | Northup & O'Brien ~ G. W. Carr • Associate Architects • | |
| Revision | Winston-Salem & Durham N. C. | Sheet No. 3 |

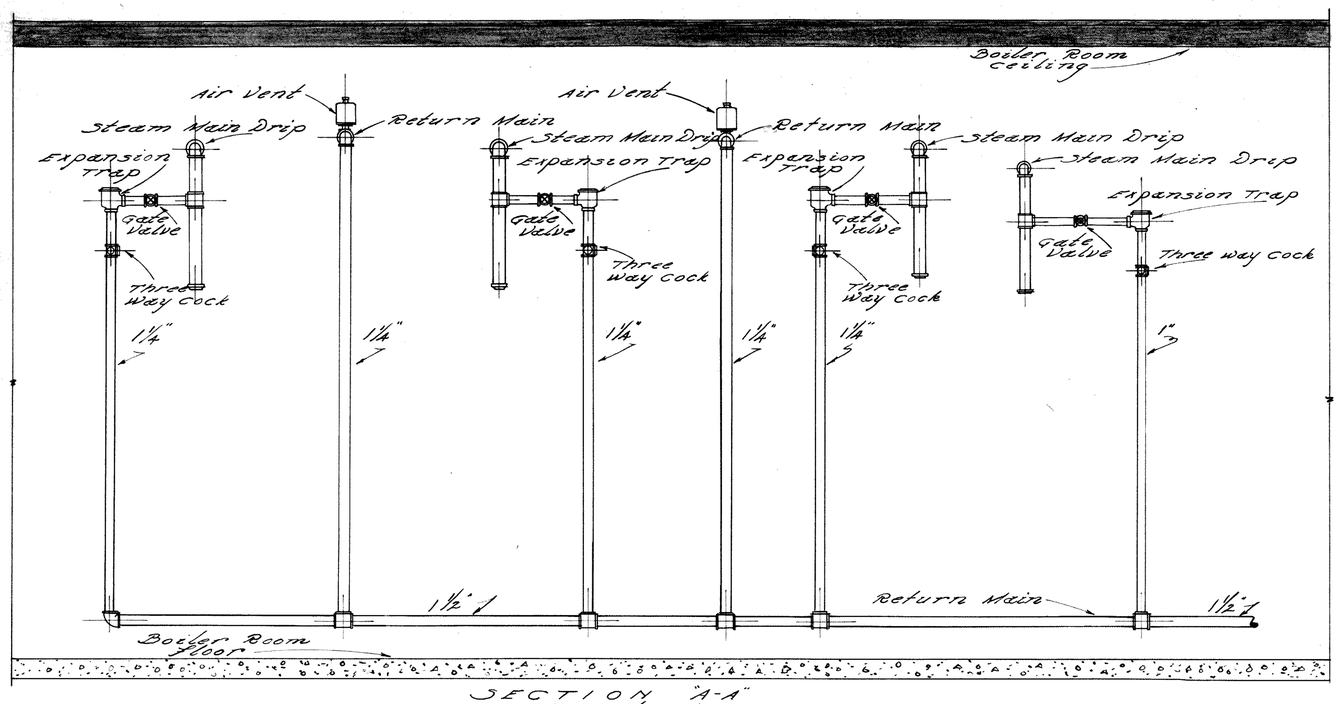


SECTION "A-A"
No. Scale

| | | | | | | | | | | | | | | | | | | | | | | | | | |
|---|---|---|---|---|---|---|---|---|---|---|---|---|---|---|---|---|---|---|---|---|---|---|---|---|---|
| Second Floor | 32 | 41¼ | 41¼ | 41¼ | 41¼ | | 27½ | | 41¼ | 41¼ | 41¼ | 41¼ | 32 | | 421½ | | | | | | | | | | |
| | ¾ | ¾ | ¾ | ¾ | ¾ | | ¾ | | ¾ | ¾ | ¾ | ¾ | ¾ | | | | | | | | | | | | |
| | ¾ | ¾ | ¾ | ¾ | ¾ | | ¾ | | ¾ | ¾ | ¾ | ¾ | ¾ | | | | | | | | | | | | |
| First Floor | 30¼ | 42 | 35¾ | 35¾ | 35¾ | 40 | 35 | 22 | 35 | 27½ | 35¾ | 35¾ | 42 | | 452½ | | | | | | | | | | |
| | ½ ¾ | ½ ¾ | ½ ¾ | ½ ¾ | ½ ¾ | ½ ¾½ | ¾½ | ¾ | ½ | ¾½ ¾ | ½ ¾ | ½ ¾ | ½ ¾ | | | | | | | | | | | | |
| | 1 | 2 | 3 | 4 | 5 | 6 | 7 | 8 | 9 | 10 | 11 | 12 | 13 | 14 | 15 | 16 | 17 | 18 | 19 | 20 | 21 | 22 | 23 | 24 | |
| Riser Totals | 30¼ | 32 | 42 | 41¼ | 35¾ | 41¼ | 35¾ | 41¼ | 35¾ | 41¼ | 40 | 35 | 22 | 27½ | 35 | 27½ | 41¼ | 35¾ | 41¼ | 35¾ | 41¼ | 42 | 41¼ | 32 | 874 |

RISER SCHEDULE
No scale

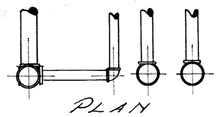

PLAN




ELEVATION AT SECTION "B-B"
No scale

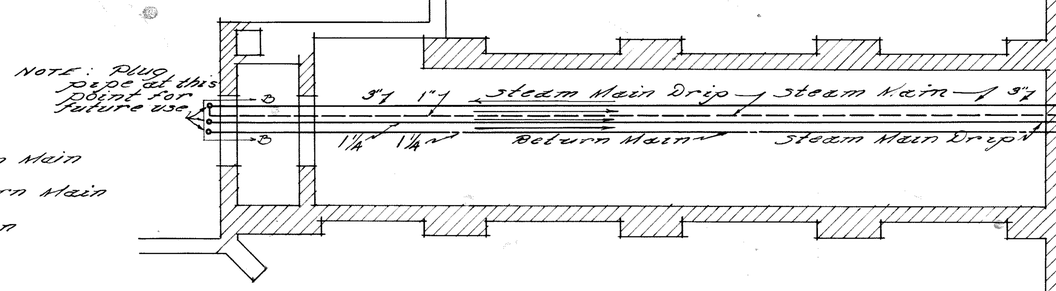


NOTE: All pipe chase are to be 4x4"

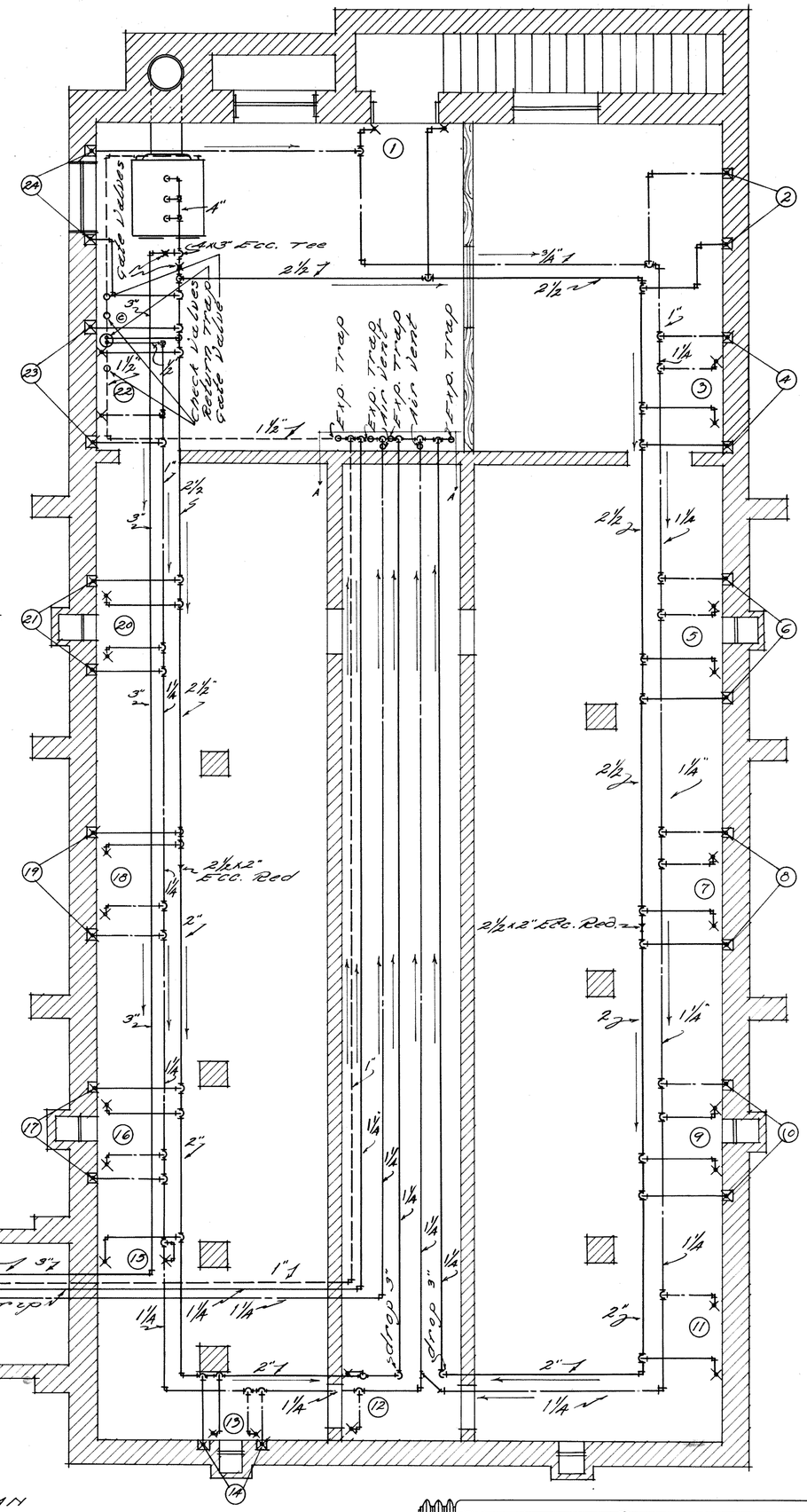


BASEMENT PLAN
Scale ¼" = 12"

HEATING PARISH HOUSE
FOR ST. JOSEPH CHURCH
WEST DURHAM N.C.

NORTHUP & O'BRIEN — G.W. CARR
Associate Architects
WINSTON-SALEM & DURHAM
N.C.

A-27-28

1

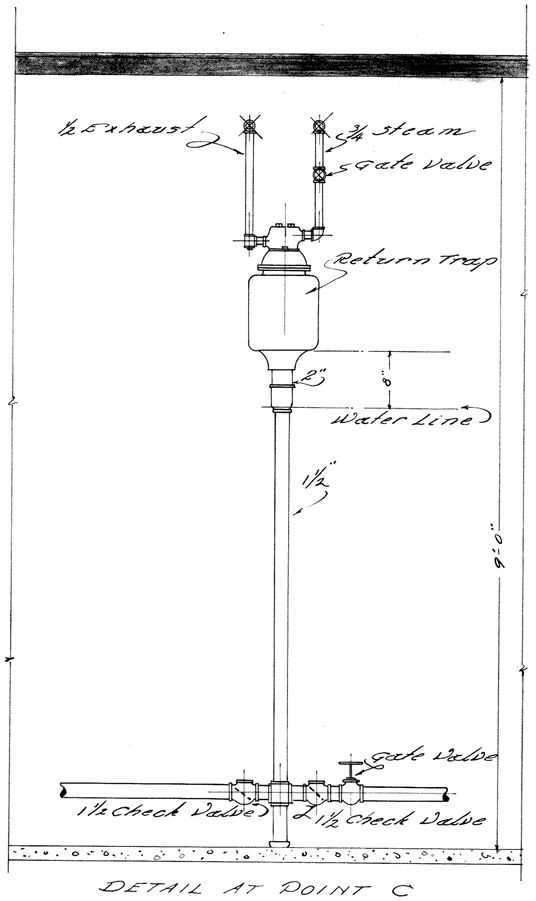


DETAIL AT POINT C

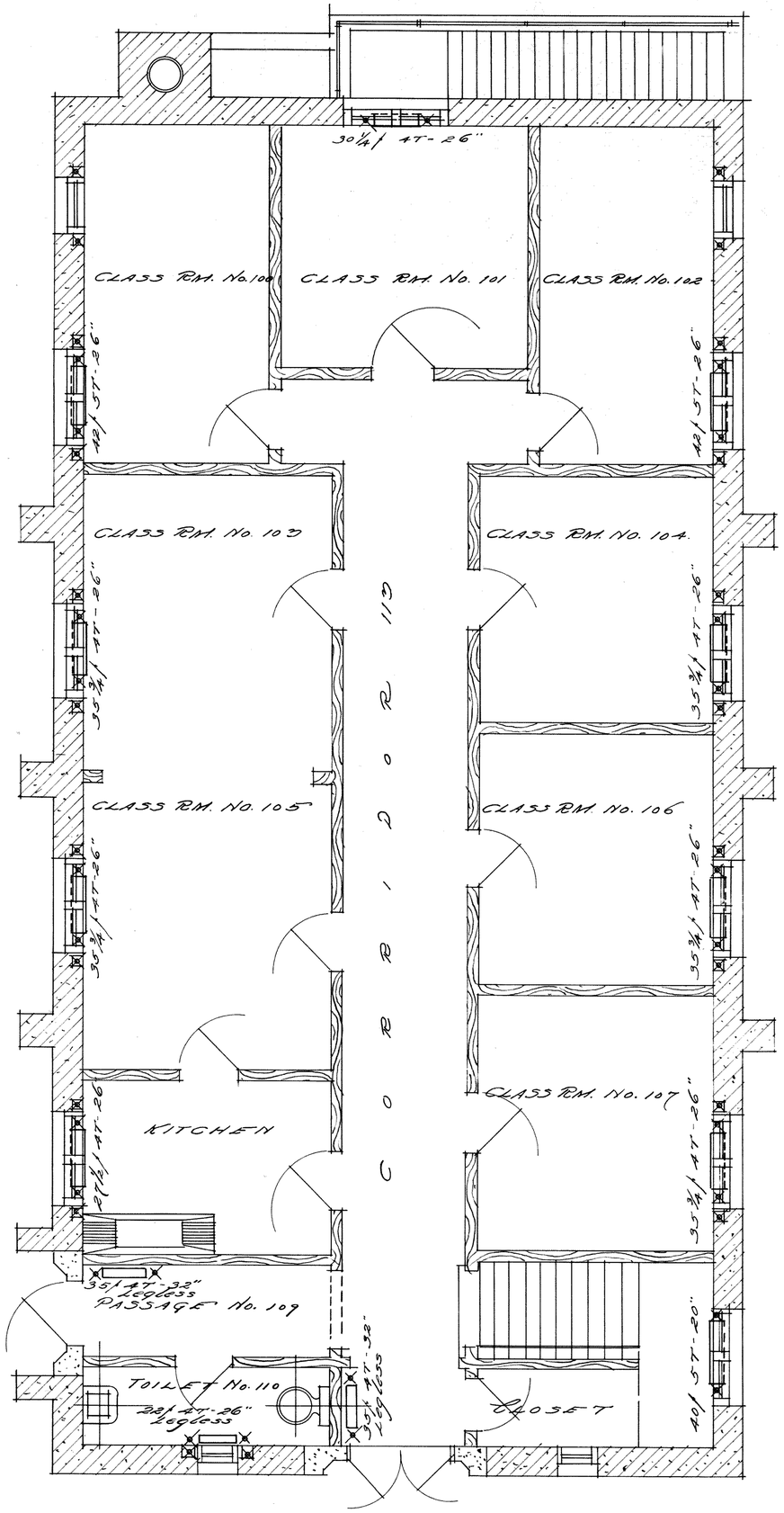


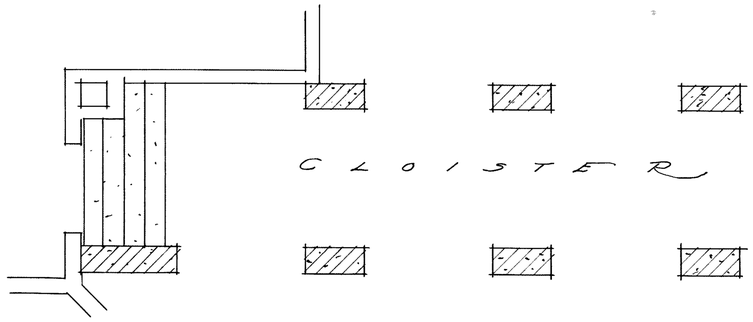


FIRST FLOOR PLAN
Scale 1/4" = 12"

HEATING PARISH HOUSE
FOR ST. JOSEPH CHURCH
WEST DURHAM N.C.

NORTHROP & O'BRIEN — G. W. CARR
Associate Architects
WINSTON-SALEM & DURHAM
N.C.

4-27-28

2

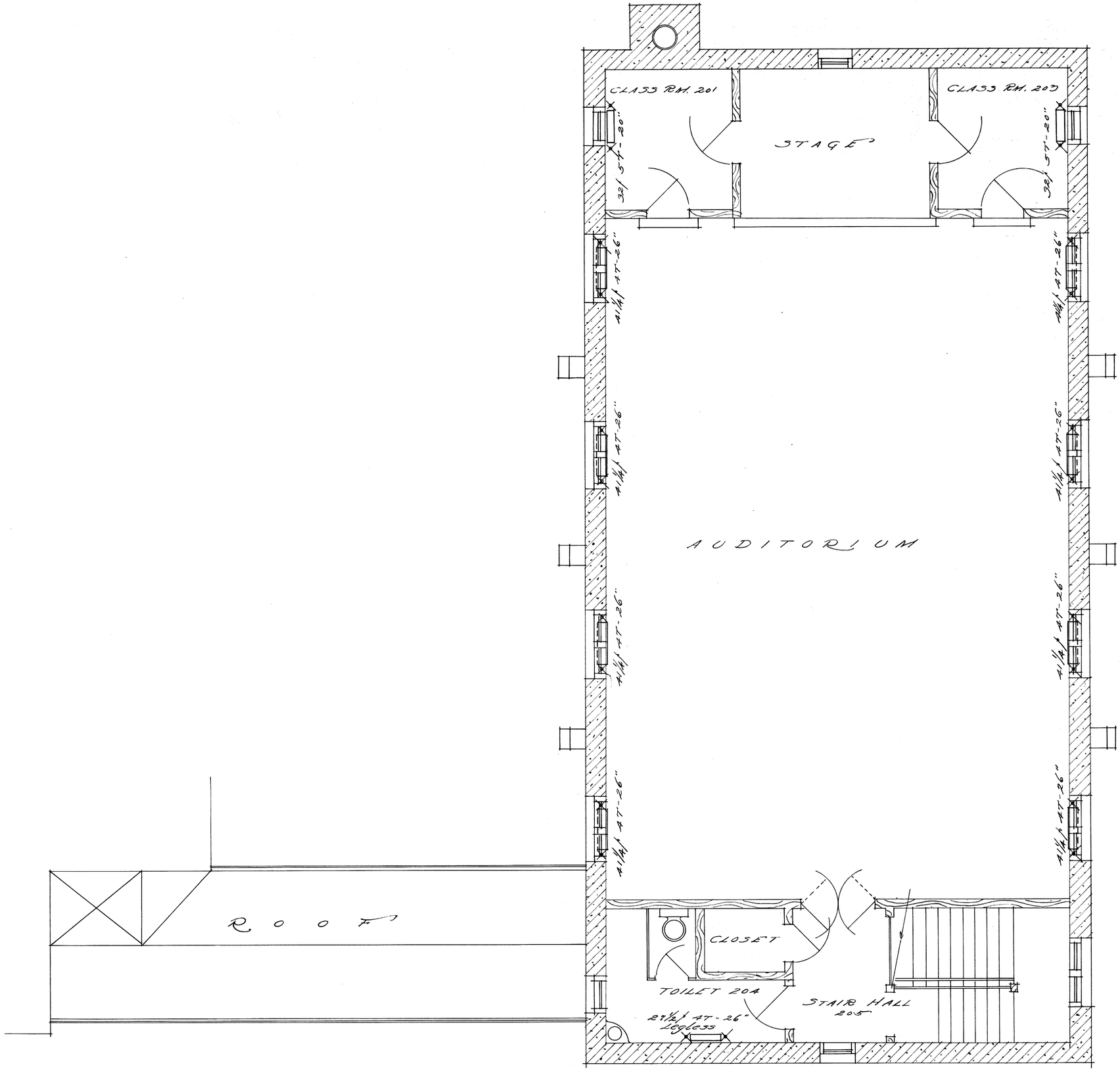


SECOND FLOOR PLAN
scale ¼" = 1'-0"

HEATING PARISH HOUSE
FOR ST. JOSEPH CHURCH
• WEST DURHAM N.C.
NORTHUP & O'BRIEN — G.W. CARR
• Associate Architects •
WINSTON-SALEM & DURHAM
N.C.

7-27-28

3