



AIR LINE VALVES
VAPOR DAMPER REGULATORS
SEDIMENT STRAINERS COMPOUND GAUGES
SAFETY VALVES




Figure
No. 37

“MILVACO” AIR LINE VALVE

Milvaco Air Line Valves are primarily used on air line vacuum systems of heating. They are adaptable to vapor, vacuum or low pressure systems, fan coils, vents or any low pressure duty where thermostatic type vent is required at drip points.

The Thermal Member, the vital part of the Milvaco air line valve is made of metal of our own process and designed to eliminate any possibility of failure.

The body is exceptionally heavy and is constructed of the highest grade of steam bronze, accurately machined.

The action of the Milvaco Air Line Valve is sensitive and positive. The thermal member closes against the steam, not in it, eliminating the deteriorating effects of continuous immersion in steam and water. Open to the discharge of air and water but closed tight to steam.

Furnished Nickel Plated unless ordered otherwise.

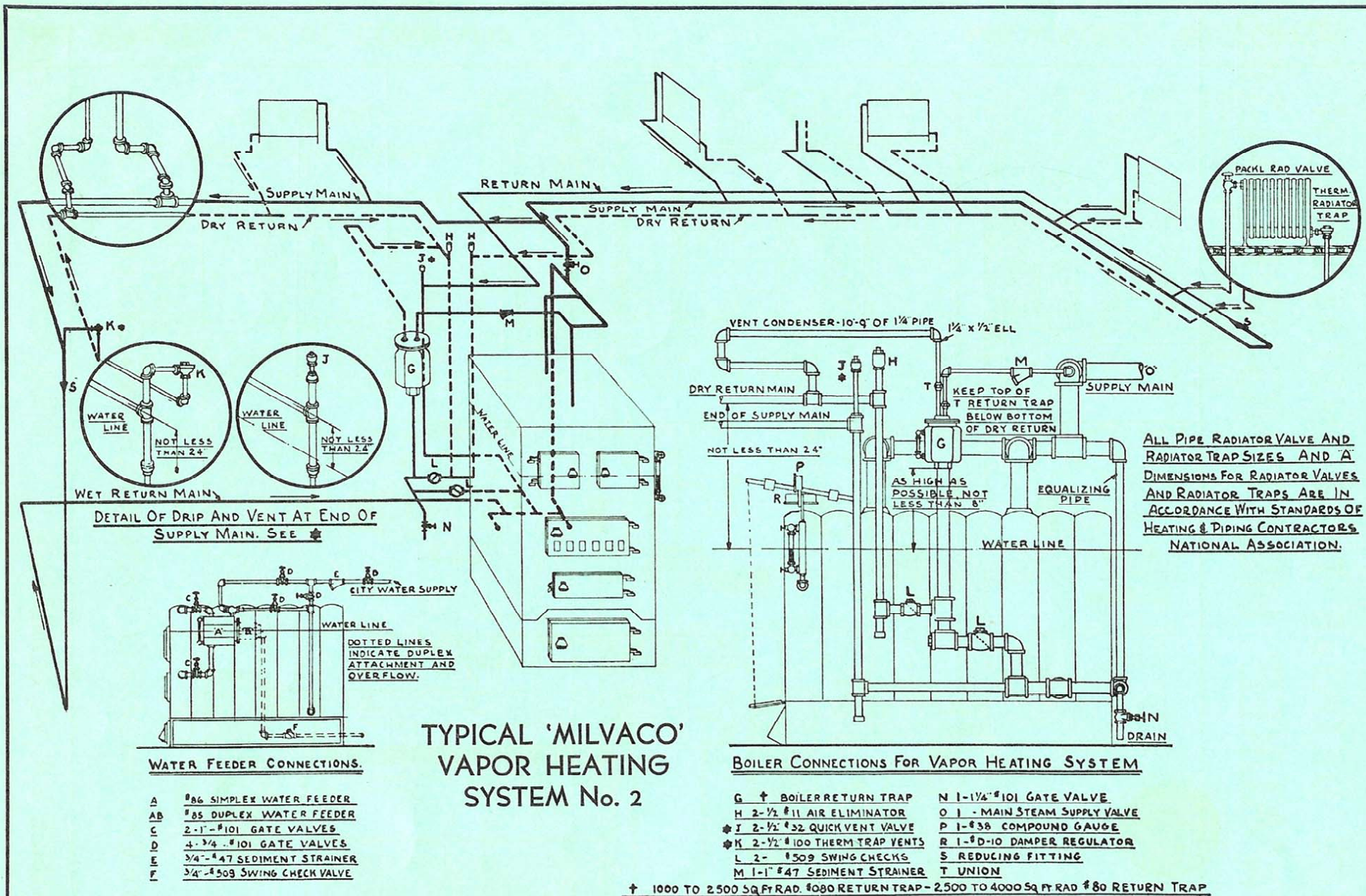
ROUGHING-IN DIMENSIONS

Figure Number	Pipe Connections	A Center Line Outlet to End of Spud	B Face of Outlet to Center of Spud
37	1/8 x 1/4	1 3/4	2 1/4

MANUFACTURED BY

MILWAUKEE VALVE COMPANY

MILWAUKEE, WISCONSIN



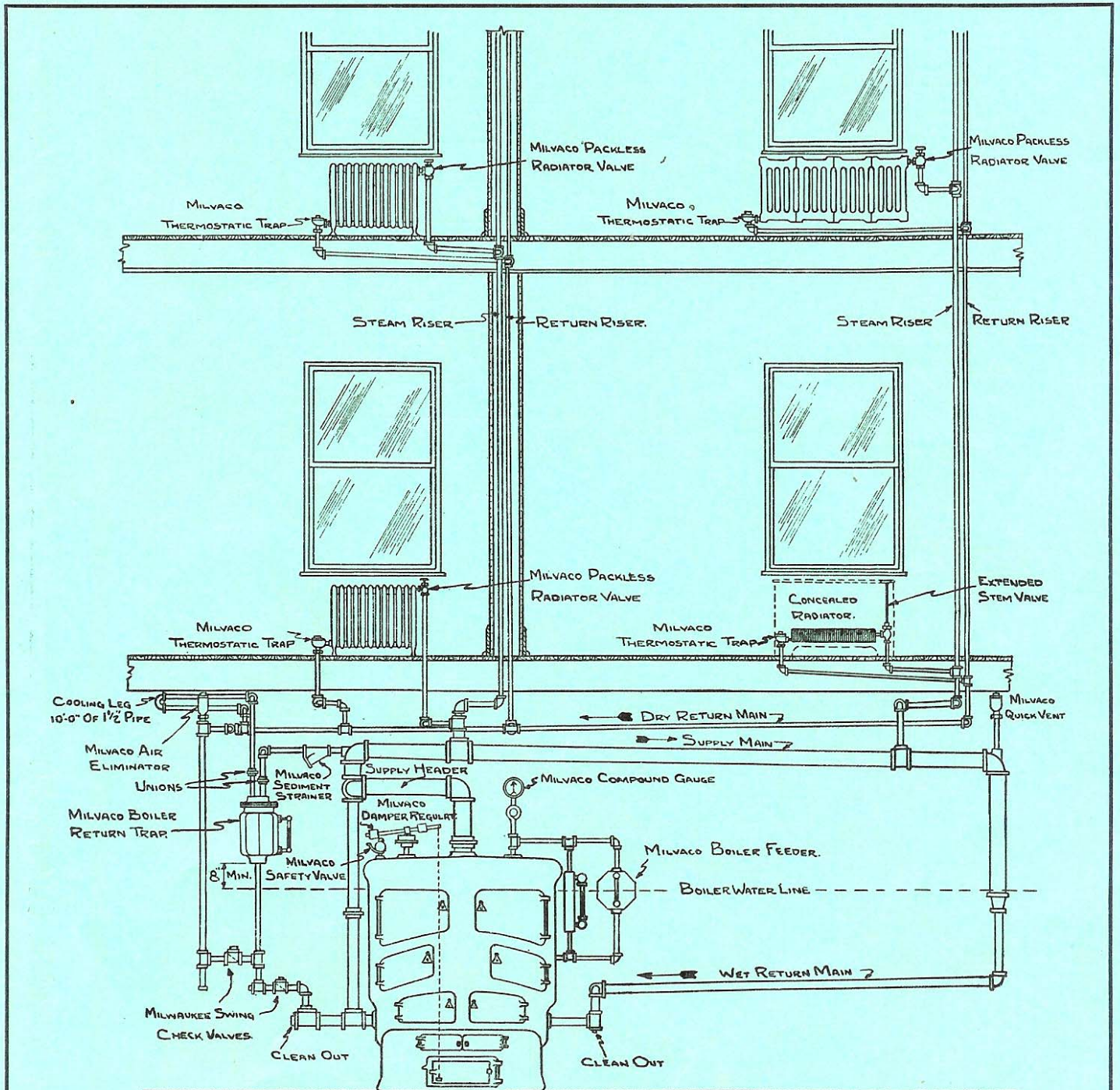
- A #86 SIMPLEX WATER FEEDER
- AB #85 DUPLEX WATER FEEDER
- C 2-1" #101 GATE VALVES
- D 4-3/4" #101 GATE VALVES
- E 3/4" #47 SEDIMENT STRAINER
- F 3/4" #509 SWING CHECK VALVE

- G † BOILER RETURN TRAP
 - H 2-1/2" #11 AIR ELIMINATOR
 - J 2-1/2" #32 QUICK VENT VALVE
 - K 2-1/2" #100 THERM TRAP VENTS
 - L 2- #509 SWING CHECKS
 - M 1-1" #47 SEDIMENT STRAINER
 - N 1-1/4" #101 GATE VALVE
 - O 1" MAIN STEAM SUPPLY VALVE
 - P 1-#38 COMPOUND GAUGE
 - R 1-#D-10 DAMPER REGULATOR
 - S REDUCING FITTING
 - T UNION
- † 1000 TO 2500 SQ FT RAD. #080 RETURN TRAP - 2500 TO 4000 SQ FT RAD #80 RETURN TRAP

MILWAUKEE VALVE COMPANY

MILWAUKEE, WISCONSIN

SERVICE DETAILS FOR INSTALLATION OF 'MILWAUKEE' HEATING SPECIALTIES



TYPICAL 'MILVACO' VAPOR HEATING SYSTEM NO. 1

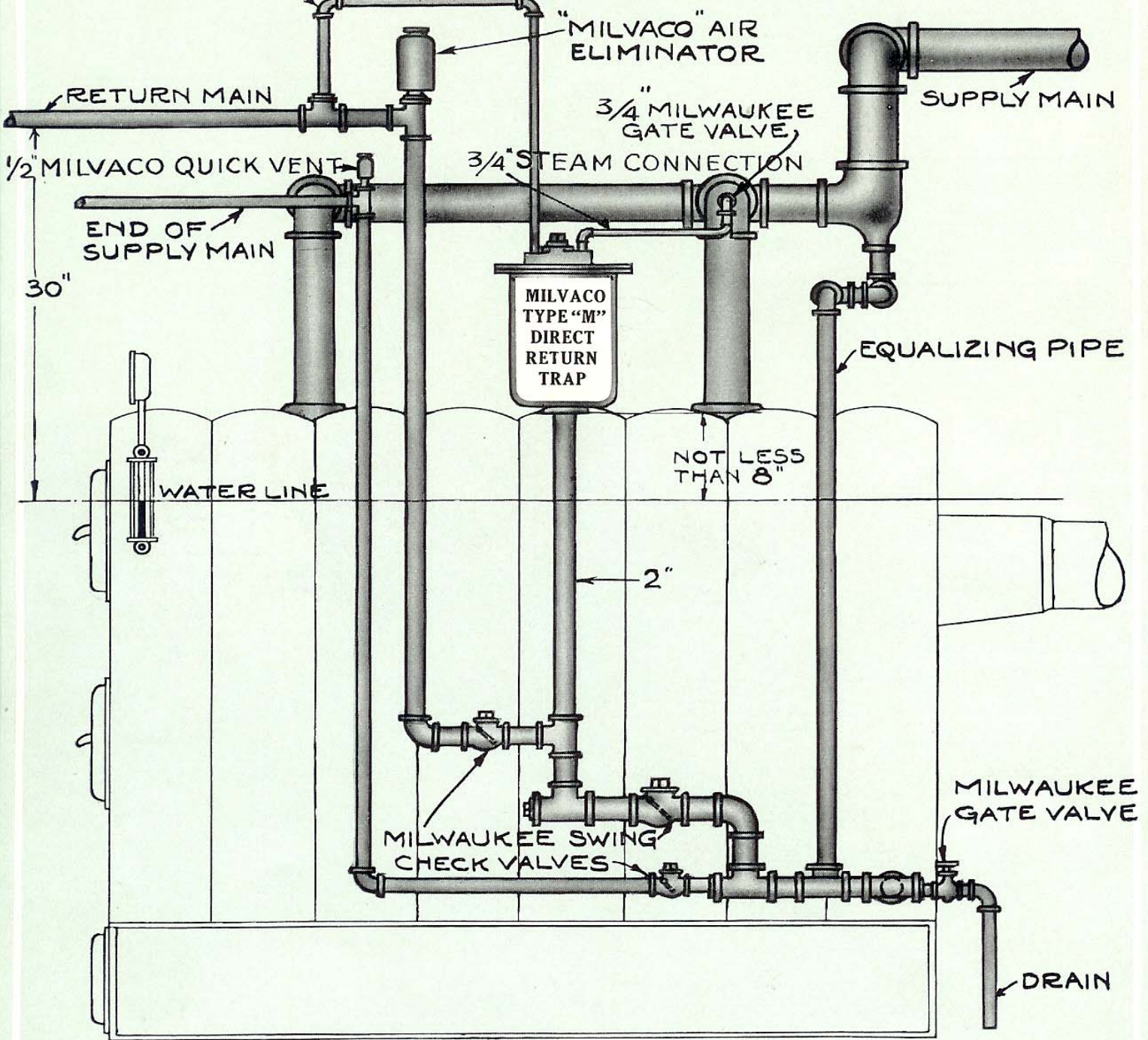
MILWAUKEE VALVE COMPANY

MILWAUKEE, WISCONSIN



TYPICAL PIPING CONNECTIONS

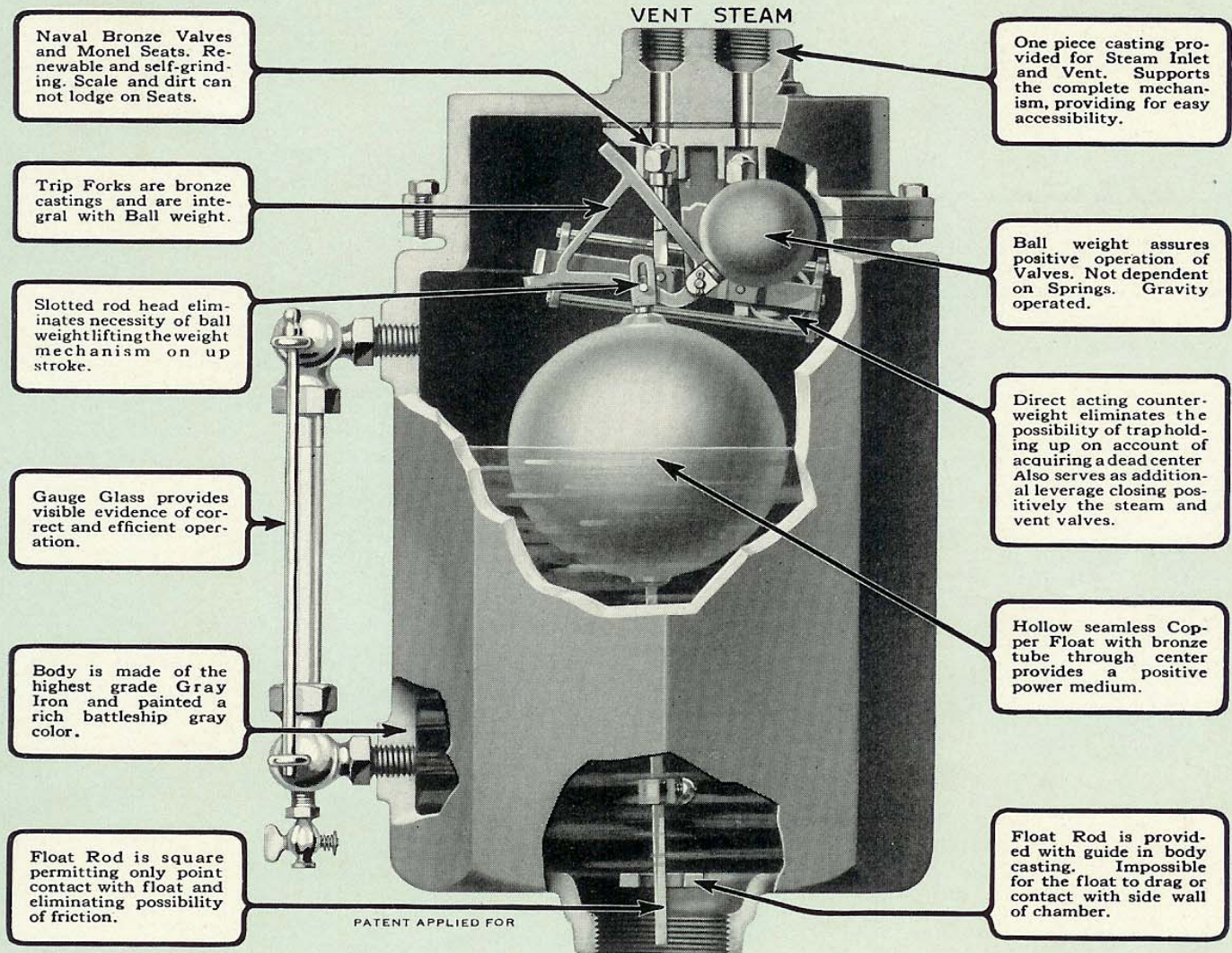
THIS CONNECTION TO BE MADE ONLY WHEN HORIZONTAL RUN IS 10'-0" OR MORE. VENT CAN BE MADE DIRECT TO ATMOSPHERE



VAPOR SYSTEM
WITH
"MILVACO" TYPE "M" DIRECT RETURN TRAP



TYPE "M" BOILER RETURN TRAP



The Milvaco Boiler Return Trap is a dependable appliance for returning condensation direct to the boiler. The operation is positive, simple and noiseless. **Not dependent on springs.** The Mechanism is internal and requires no adjustment of any character. The operation is based on the principle of gravity. The Float as it rises carries the weight to the right, past the center when it then falls to the extreme right, opening the Steam Valve and closing the Vent. When the condensation recedes, the Float is carried to the bottom and makes contact with Float Stop, then carrying the weight to the left past the center when it again drops closing the Steam Valve and opening the Vent. The illustration shows the trap in position ready to discharge the condensation to the boiler, the Steam Valve being open and Vent Valve closed.



TYPE V THERMOSTATIC TRAP

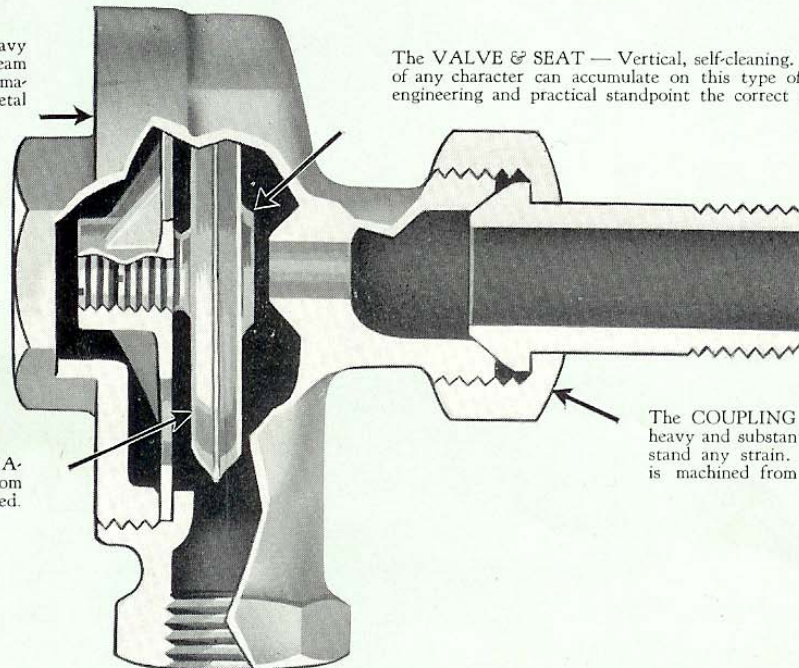


THE illustration below is a sectional view showing the details of construction of the Milvaco Type V Thermostatic Traps, which have a vertical, self-cleaning seat. The diaphragm closes against the steam, and is fitted with a flat valve which is accurately ground to seat perfectly, and cannot stick. The use of the flat valve gives a rapid transfer to the liquid in the diaphragm of the heat conditions in the radiator, which is not possible with the cone or ball type of valve, in an outboard type trap.

In this type of trap the diaphragm is subjected to steam only momentarily, and not continuously as with the horizontal seat type trap, consequently the Type V trap is preferable where the water conditions are severe.

The BODY & COVER—Heavy bronze castings of the best steam metal, perfectly cast, perfectly machined, permitting metal to metal joints.

REMOVABLE CAGE & DIAPHRAGM. The latter is made from our special bronze. Nickel plated.




The VALVE & SEAT — Vertical, self-cleaning. No scale or dirt of any character can accumulate on this type of seat. From an engineering and practical standpoint the correct method of seating.

The COUPLING SET—Unusually heavy and substantial so as to withstand any strain. The Union nut is machined from a brass forging.



“MILVACO” QUICK VENTS

- Vents perfectly at low or high pressures.
- Check Valve prevents return of air into the system.
- Unusually large port for the escape of air.
- A large, substantial vent for heavy duty service.



- Construction exactly the same as “Milvaco” Air Eliminators without the float.
- Can be used on pressures up to 25 lbs.
- Closes instantly against the pressure of steam.

Figure No. 32

For use at high points on any Installation where a large volume of air must be rapidly vented.

Do not use “Milvaco” Quick Vents for closing against water.

Made in 1/2" and 3/4" sizes. Height overall 4". List Price \$4.00.

Discount Upon Application.

“MILVACO” AUTOMATIC AIR VALVES



Fig. No. 1

SYPHON AUTOMATIC AIR VALVE

For one pipe gravity steam systems Non Surging—Quick Venting—Non Sticking, Perfect Syphonage.
For complete details send for Bulletin 32.



Fig. No. 2

VACUUM AIR VALVE

Constructed the same as No. 1 valve but incorporating the vacuum feature. Makes a vacuum system from a one pipe installation.
For complete details send for Bulletin 32.

Syphon Automatic Air Valves

No.	Description	Price
1	1/8-inch Angle	\$1.50
2	1/8-inch Angle Vacuum	2.50
3	1/8-inch Straight Shank	2.00
4	1/8-inch Straight Shank Vacuum	3.50
5	1/4-inch Straight Shank	2.00
6	1/4-inch Straight Shank Vacuum	3.50

Many good installations are condemned because of air bound conditions. Thousands of dollars are wasted trying to heat air bound systems. The use of “Milvaco” Air Eliminators and Vents will overcome many heating difficulties.



“MILVACO”
AIR ELIMINATOR OR FLOAT VENT

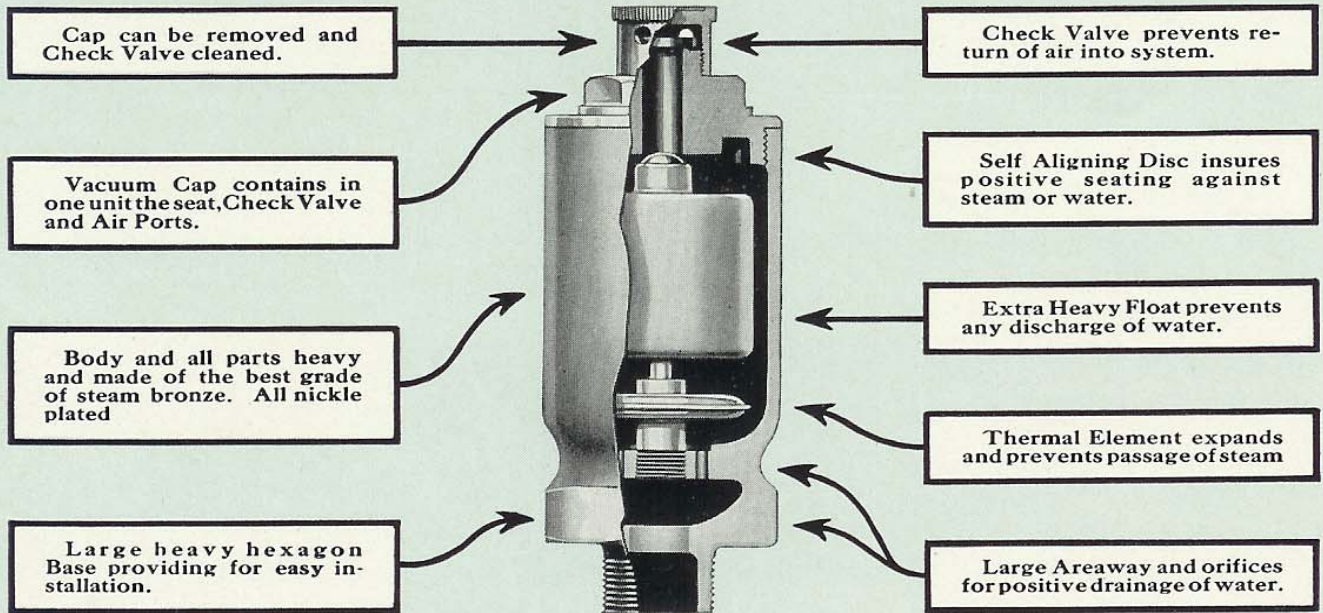


Figure No. 12

Eliminates the air at all temperatures.
Prevents return of air into the system.

Will not spit or leak water.
Closes instantly against steam.

“Milvaco” Air Eliminators or Float Vents can be used on any low pressure system or apparatus where the rapid elimination of air is advisable and necessary and where the passage of both steam and water must be prevented.

“Milvaco” Air Eliminators will properly vent any new installation and when installed on an old system which is air bound will immediately eliminate a condition which generally condemns the system.

The operation of “Milvaco” Air Eliminators is simple and positive. The cycle in general is air followed by water; the water followed by steam. Air is rapidly eliminated by free passage through the large air ports; the float rises, closing the seat at the top, preventing passage of water; the thermal element expands and closes the seat and prevents the escape of steam. The check valve prevents the return of air.

“Milvaco” Air Eliminators are typical of all “Milvaco” Heating Specialties—neat in design, sturdy, positive in performance and efficient. Every part, every unit is made of steam bronze.

Fig. No.	Pipe Size	Approximate Venting Capacity	Maximum Pressure	Height Overall	List Price
9	¼" I.P. Male	1000 sq. ft. Direct Radiation	15 lbs.	5½"	\$6.50
10	⅜" I.P. Male	2000 " " " "	"	5½"	6.50
11	½" I.P. Male	3000 " " " "	"	6½"	8.00
12	¾" I.P. Male	4500 " " " "	"	6½"	8.00

Discounts Upon Application